PETROBRAS IX CAPACITY PLAN

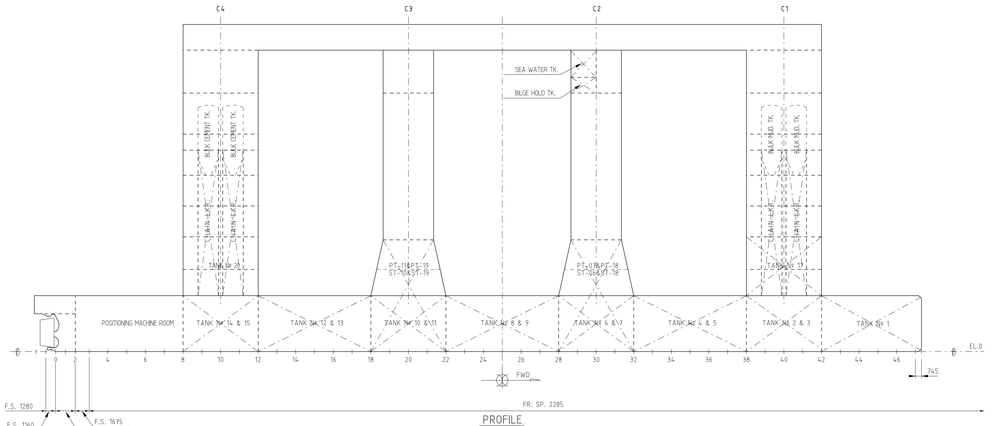

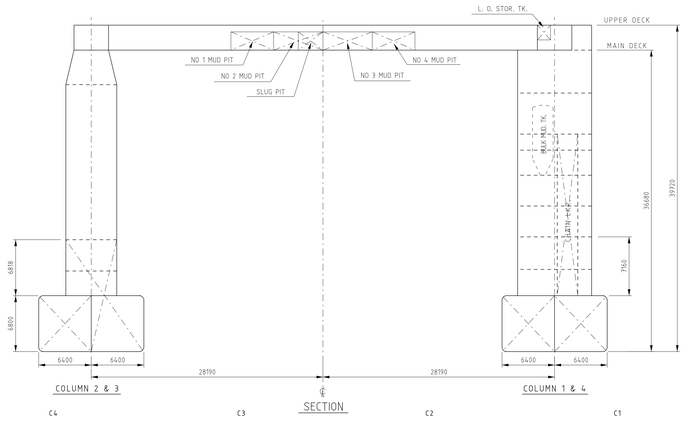

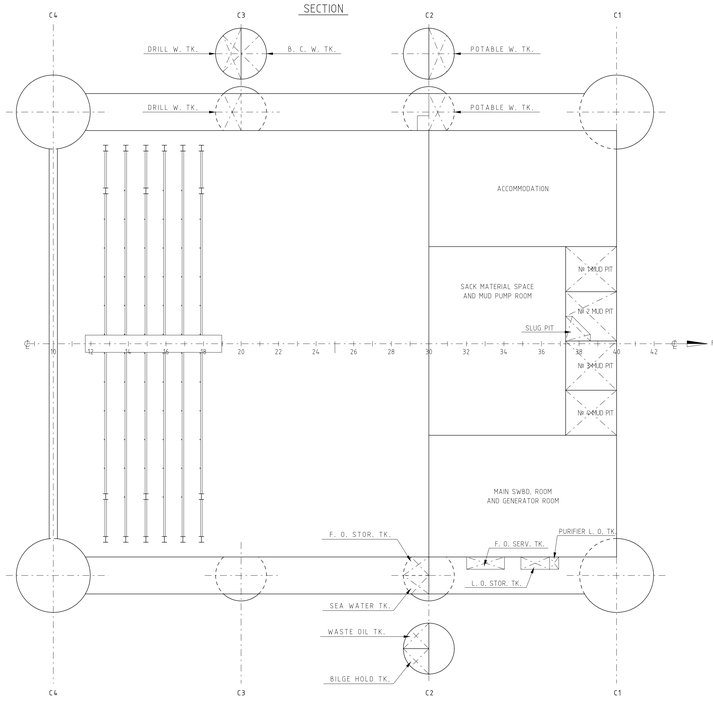

LOWER HULL

	TANK NAME	FRAME NUMBER	SPECIFIC GRAVITY	CAPACITY (100% FULL) VOLUME (m³)	CAPACITY (100% FULL) WEIGHT (t)	CR. OF GRAVITY AT 100% FULL ℔ G (m)	CR. OF GRAVITY AT 100% FULL K G (m)	CR. OF GRAVITY AT 100% FULL ℄ G (m)	FREE SURFACE LONG. (t-m)	FREE SURFACE TRANS. (t-m)
FUEL OIL	ST-2	38-42	0.840	392.8	330.0	-34.28	3.40	25.00	342	168
	PT-3	38-42	0.840	392.8	330.0	-34.28	3.40	-25.00	342	168
	ST-8	22-28	0.840	589.2	494.9	0.0	3.40	25.00	1,754	252
	PT-9	22-28	0.840	589.2	494.9	0.0	3.40	-25.00	1,754	252
	ST-12	12-18	0.840	589.2	494.9	22.85	3.40	25.00	1,754	252
	PT-13	12-18	0.840	589.2	494.9	22.85	3.40	-25.00	1,754	252
	FUEL OIL TOTAL			3,342.4	2,639.6	–	–	–	–	–
DRILL WATER	ST-5	32-38	1.000	589.2	589.2	-22.85	3.40	31.38	1,374	300
	ST-10&19	18-22	1.000	698.0	698.0	11.43	6.24	26.38	407	200
	PT-10&19	18-22	1.000	698.0	698.0	11.43	6.24	-26.38	407	200
	DRILL WATER TOTAL			1,985.2	1,985.2	–	–	–	–	–
P.W.	PT-1	32-38	1.000	589.2	589.2	-22.85	3.40	-31.38	1,374	300
	POTABLE WATER TOTAL			589.2	589.2	–	–	–	–	–
BALLAST WATER	PT-1	42-F.E.	1.025	550.7	564.5	-42.95	3.40	-28.19	684	612
	ST-1	42-F.E.	1.025	550.7	564.5	-42.95	3.40	28.19	684	612
	PT-2	38-42	1.025	392.8	402.6	-34.28	3.40	-31.38	477	205
	ST-3	38-42	1.025	392.8	402.6	-34.28	3.40	31.38	477	205
	ST-4	32-38	1.025	589.2	603.9	-22.85	3.40	25.00	1,408	308
	PT-5	32-38	1.025	589.2	603.9	-22.85	3.40	-25.00	1,408	308
	ST-6 & 18	28-32	1.025	698.0	715.5	-11.43	6.24	26.38	477	205
	PT-7 & 18	28-32	1.025	698.0	715.5	-11.43	6.24	-26.38	477	205
	PT-6	28-32	1.025	392.8	402.6	-11.43	3.40	-31.38	477	205
	ST-7	28-32	1.025	392.8	402.6	-11.43	3.40	31.38	477	205
	PT-8	22-28	1.025	589.2	603.9	0.0	3.40	-31.38	1,408	308
	ST-9	22-28	1.025	589.2	603.9	0.0	3.40	31.38	1,408	308
	PT-10	18-22	1.025	392.8	402.6	11.43	3.40	-31.38	477	205
	ST-11	18-22	1.025	392.8	402.6	11.43	3.40	31.38	477	205
	PT-12	12-18	1.025	589.2	603.9	22.85	3.40	-31.38	1,408	308
	ST-13	12-18	1.025	589.2	603.9	22.85	3.40	31.38	1,408	308
	ST-14	8-12	1.025	360.6	369.6	33.97	3.29	24.86	477	205
	PT-15	8-12	1.025	360.6	369.6	33.97	3.29	-24.86	477	205
	PT-14	8-12	1.025	379.9	389.4	34.16	3.36	-31.47	477	205
	ST-15	8-12	1.025	379.9	389.4	34.16	3.36	31.47	477	205
	BALLAST WATER TOTAL			9,870.4	10,117.0	–	–	–	–	–

COLUMN

	TANK NAME	FRAME NUMBER	SPECIFIC GRAVITY	CAPACITY (100% FULL) VOLUME (m³)	CAPACITY (100% FULL) WEIGHT (t)	CR. OF GRAVITY AT 100% FULL ℔ G (m)	CR. OF GRAVITY AT 100% FULL K G (m)	CR. OF GRAVITY AT 100% FULL ℄ G (m)	FREE SURFACE LONG. (t-m)	FREE SURFACE TRANS. (t-m)
BALLAST WATER	PT-17	38-42	1.025	467.1	478.8	-34.24	10.20	-27.93	570	573
	ST-17	38-42	1.025	467.1	478.8	-34.24	10.20	27.93	570	573
	PT-20	8-12	1.025	454.2	465.6	34.18	10.20	-27.92	552	572
	ST-20	8-12	1.025	454.2	465.6	34.18	10.20	27.92	552	572
	BALLAST WATER TOTAL			1,842.6	1,888.8	–	–	–	–	–
BULK MUD & CEMENT	1P BULK MUD TK. (FORE)	40-41	2.160	34.0	73.4	-35.78	26.26	-26.69	–	–
	1P BULK MUD TK. (AFT)	39-40	2.160	34.0	73.4	-32.78	26.26	-26.69	–	–
	1S BULK MUD TK. (FORE)	40-41	2.160	34.0	73.4	-35.78	26.26	26.69	–	–
	1S BULK MUD TK. (AFT)	39-40	2.160	34.0	73.4	-32.78	26.26	26.69	–	–
	AS BULK CEMENT TK. (F)	10-11	1.500	34.0	51.0	32.78	26.26	26.69	–	–
	AS BULK CEMENT TK. (A)	9-10	1.500	34.0	51.0	35.78	26.26	26.69	–	–
	BULK MUD & CEMENT TOTAL			204.0	395.6	–	–	–	–	–
OTHER	DECK DRIL. WATER TK.	1P 1/2-2P	1.000	73.6	73.6	12.77	34.00	-28.19	10	36
	POTABLE WATER TK.	3P-3S 1/2	1.000	73.6	73.6	-12.77	34.00	-28.19	10	36
	FUEL OIL STOR. TK.	2P 1/2-3P	0.840	30.8	25.9	-30.08	34.42	26.96	4	4
	BILGE HOLD. TK.	2P 1/2-3P	0.900	14.0	12.6	-30.71	32.41	29.50	5	5
	SEA WATER TK.	2P 1/2-3P	1.025	22.6	23.2	-30.06	34.98	29.38	5	5
	BRAKE COOL WATER TK.	1P1/2-2S1/2	1.000	71.3	71.3	11.44	30.22	-28.30	72	66

DECK

	TANK NAME	FRAME NUMBER	SPECIFIC GRAVITY	CAPACITY (100% FULL) VOLUME (m³)	CAPACITY (100% FULL) WEIGHT (t)	CR. OF GRAVITY AT 100% FULL ℔ G (m)	CR. OF GRAVITY AT 100% FULL K G (m)	CR. OF GRAVITY AT 100% FULL ℄ G (m)	FREE SURFACE LONG. (t-m)	FREE SURFACE TRANS. (t-m)
MUD PIT	NO 1 MUD PIT	37 1/2-40	1.600	72.7	116.3	-31.24	37.83	-8.74	163	122
	NO 2 MUD PIT	37 1/2-40	1.600	67.2	107.5	-31.61	37.83	-3.48	134	131
	NO 3 MUD PIT	37 1/2-40	1.600	82.3	131.7	-31.21	37.83	3.06	186	182
	NO 4 MUD PIT	37 1/2-40	1.600	72.7	116.3	-31.24	37.83	8.74	163	122
	SLUG PIT	37 1/2-38 1/2	1.600	15.1	24.2	-29.44	37.83	-1.22	8	6
	MUD PIT TOTAL			310.0	496.0	–	–	–	–	–
OTHER	FUEL OIL SERV. T.K.	32-34	0.840	11.7	9.8	-18.28	38.87	26.65	10	1
	LUB. OIL STOR. T.K.	35-36 1/2	0.900	6.2	5.6	-24.56	39.10	26.61	5	1
	PURIF. LUB. OIL T.K.	36 1/2-37	0.900	2.1	1.9	-26.85	39.10	26.61	–	–

REFERENCE DOCUMENTS

MAIN DIMENSIONS

LENGTH MOLDED	108.162 m (354'-10")
BREADTH MOLDED	69.18 m (227'-0")
MAIN DECK ELEVATION	36.68 m (120'-4")
LARGE COLUMN TOP ELEVATION	39.72 m (130'-4")
OPERATING DRAFT	21.44 m (70'-4")
PONTOON WIDTH	12.80 m (42'-0")
PONTOON HEIGHT	6.80 m (22'-4")
LARGE COLUMN DIAMETER	9.00 m (29'-6")
SMALL COLUMN DIAMETER	6.20 m (20'-4")

GENERAL NOTES

℔ G = LONGITUDINAL CENTER OF GRAVITY FROM MIDSHIP ℔ (FR. 25).
(+: AFT / -: FORE).
K G = VERTICAL CENTER OF GRAVITY ABOVE BASE LINE.
℄ G = TRANSVERSE CENTER OF GRAVITY FROM RIG CENTER LINE C.
(-: PORT / +: STBD).

REV.	DESCRIÇÃO	DATA	EXEC.	VERIF.	APROV.
B	DIGITALIZADO E FEITO AS BUILT PELO B.T.	23/08/83	TEIXEIRA	SILVIO	MRAMOS
A	REVISADO PELA CPR CONFORME CONSTRUÍDO PARA ATENDER AO SMS (AS 199-BR)	21/06/83	QUADROS	-	LEONARDO
0	-	26/05/82	E.TAMANO	K.AZUMA	-

AS INFORMAÇÕES DESTE DOCUMENTO SÃO PROPRIEDADE DA PETROBRAS, SENDO PROIBIDA A UTILIZAÇÃO PARA FINALIDADES DIFERENTES PELA NORMA PETROBRAS N-381 - REV.F

MITSUI ENGINEERING & SHIPBUILDING CO., LTD. TAMANO WORKS

Nº DO CONTRATO: ———
RESPONSÁVEL TÉCNICO: ———
Nº DO CREA: ———

PETRÓLEO BRASILEIRO S.A. PETROBRAS

CLIENTE: –
PROGRAMA: –
ÁREA: PETROBRAS-IX
TÍTULO: CAPACITY PLAN

PREJ.: ———	DES. E.TAMANO	VERIF. K.AZUMA	APROV. ———
ESCALA 1:250	AS: ———	SEP: ———	FOLHA 01 de 01
DATA 26/05/82	NÚMERO 1020160		

COPIA NAO CONTROLADA